

Документ подписан простой электронной подписью
 Информация о владельце:
 ФИО: Косенок Сергей Михайлович
 Должность: ректор
 Дата подписания: 10.06.2024 08:36:39
 Уникальный программный ключ:
 e3a68f3eaa1e62674b54f4998099d3d6bfdcf836

Khanty-Mansiysk Autonomous Okrug-Ugra
 "Surgut State University"

Approved by
 Deputy Rector for Academic Aff:
 _____ E.V. Konovalova

“ 13” June 2024, Record No. 5

Educational Practice, Introductory Practice (therapeutic patient care, surgical patient care)

Syllabus

Department **Internal diseases**

Curriculum s310501-ЛечДело-ИН-24-1.pli.xml
 Specialty 31.05.01 General Medicine

Qualification **General Practitioner**

Form of education **Full-time**

Total (in credits) **4**

Total academic hours 144 Control:
 including: Credit, 2nd term

Classes

Self-study 144

Control hours 0

Course outline in terms

Academic year (Term)	1 (1.2)		Total	
	Weeks			
Types of classes	Cur	Syl	Cur	Syl
Lectures	-	-	-	-
Practical	-	-	-	-
Self-study	144	144	144	144
Control hours	-	-	-	-
Total	144	144	144	144

The Syllabus is compiled by:

PhD in Medical Sciences, Associate Professor, Matveeva A.M. _____

Senior Lecturer Kozlov A.V. _____

The Syllabus

Educational Practice, Introductory Practice (therapeutic patient care, surgical patient care)

Developed in accordance with Federal State Educational Standard:

Federal State Educational Standard of higher education in the specialty 31.05.01 General medicine (Order of the Ministry of Education and Science of the Russian Federation on 12.08. 2020 № 988)

Based on the Curriculum:

31.05.01 GENERAL MEDICINE

Specialization: General Medicine

Approved by the Academic Council of Surgut State University, “ 13 ” june 2024, Record №5

The Syllabus was approved by the department

Internal diseases

Head of Department, Doctor of Medicine, Professor Ariamkina O.L.

Chairman of Academic and Scientific Council, PhD in Medical Sciences (Medicine), Vasilyeva E.A.

1. The aim of Educational Practice, introductory Practice (therapeutic patient care, surgical patient care) is students' acquaintance with the structure and the organization of hospitals, systematization of students' knowledge acquired in studying a theoretical course, practical skills revision for patients' care and carrying out sanitary and educational work with the population.

2. Objectives of Educational Practice, introductory Practice (therapeutic patient care, surgical patient care) is formation of abilities of nosotrophy and development of the competences necessary to work in the professional sphere:

1. Acquaintance with the organization of offices and sanitary mode of hospital: work schedule, order of reception and extract of patients, standard documentation, order of reception and delivery of watches by the nurse, visits and transfers, to rules of an extract and storage of medicines, sanitary mode of chambers, procedural office, food block and others.
2. Acquirement of ethical and deontological aspects of patient care, skills of communication with patients and rules of subordination.
3. Acquaintance with work of the accident wards (reception order, types of patient decontamination, filling in documentation).
4. Mastering the skills of patient decontamination, admission to a hospital and during the stay in a hospital (change of underwear and bed linen of the patient, toilet of bedsores).
5. Studying and mastering the skills of carrying out preventive actions to prevent the most often found diseases occurrence and General health measures to form a healthy lifestyle.
6. Acquiring primary activities of assistant nurse in hospital office (anthropometry, thermometry, filling out medical documentation, patients' transportation and feeding, measurement of a daily diuresis, carrying out different types of enemas, collecting biological materials for laboratory researches).
7. Acquaintance with the basic principles of clinical nutrition, catering services, artificial nutrition.
8. The study of the organization, features of care and monitoring of patients of different ages with diseases of various body systems.
9. Mastering the skills of patients' care of various ages, suffering from the diseases of various organs and systems, including the patients who are in critical condition.
10. Mastering the manipulation of personal hygiene of patients.
11. Mastering the main methods of disinfection, prevention of the nosocomial infection, pre-sterilization preparation of medical instruments, materials and means for patient care and quality control of sterilization.
12. Study the mechanism of action of the simplest physiotherapy, indications and contraindications for their application (compresses, hot-water bags, mustard plasters and other).
13. Mastering the methods of external and internal (including parenteral) use of drugs, as well as the study of possible complications in the administration of drugs.
14. Mastering the skills of the first, pre-medical aid in case of life-threatening consequences of diseases (artificial respiration, indirect heart massage, first aid at vomiting, various bleeding, etc.).

3. COURSE OVERVIEW

Course code	B2.O.01.01(Y)
2.1	Assumed background
	Chemistry, Physics, Biology, Anatomy and Physiology of human body
B2.B.01.01(Y)	Educational Practice, primary professional and research skills practice
2.2	Post-requisite courses and practice
B2.B.02.01(II)	Professional Practice (nursing staff assistant)

4. PLACE AND PERIOD OF EDUCATIONAL PRACTICE, CLINICAL PRACTICE (THERAPEUTIC PATIENT CARE, SURGICAL PATIENT CARE)

Term	Place	Object	Period
I	Surgical and therapeutic offices of hospitals of Surgut city: Khanty-Mansiysk Autonomous Okrug-Ugra “SURGUT DISTRICT CLINICAL HOSPITAL”; Non-governmental healthcare hospital “RZD-Medicine”	Hospital units or Hospital center, Hospital ER	Term 2
I	Simulation and training accreditation center of MI SurSU		Term 2

5. METHODS OF EDUCATIONAL PRACTICE, CLINICAL PRACTICE (THERAPEUTIC PATIENT CARE, SURGICAL PATIENT CARE)

It is carried out in medical institutions located in the city of Surgut.

6. FORM OF EDUCATIONAL PRACTICE, CLINICAL PRACTICE (THERAPEUTIC PATIENT CARE, SURGICAL PATIENT CARE) – STATIONARY

144 hours (self study work is 144), 4 cr. units.

7. LEARNING OUTCOMES DURING EDUCATIONAL PRACTICE, CLINICAL PRACTICE (THERAPEUTIC PATIENT CARE, SURGICAL PATIENT CARE)

7.1. COMPETENCES UPON COMPLETION OF THE COURSE (MODULE)

As a result of mastering the educational practice in the field of “General Medicine”, the student should form general cultural, general professional and professional competences:

UNIVERSAL COMPETENCES:

- UC-3.1-Determines his/her role in the team based on the strategy of cooperation to achieve the goal
- UC-4.1-Chooses the style of communication in the State language of the Russian Federation in accordance with the purpose and conditions of communication
- UC-5.3- Upholds the principles of tolerance and respect of fundamental human and civil rights in personal and social communication in order to solve professional tasks and enhance social integration

GENERAL PROFESSIONAL COMPETENCES:

- GPC-6.1 Able and ready to provide primary health care, arrange patient care

7.2 By the end of the course students must:

Know:

- rules of disinfection and ways of sterilization of medical tools
- sanitary-epidemiological regime of health facilities
- prevention of HIV infection
- prevention of nosocomial infection
- rules of patient decontamination
- mechanism of simple physiotherapeutic procedures actions
- types of medical waste and rules to handle it
- requirements to patient personal hygiene
- types and stages of fevers
- rules of monitoring febrile patients
- algorithms of measurement of blood pressure, heart rate, respiration rate, anthropometry

Be able

- To work with sources
- To present material in an available and interesting form
- To apply a hot-water bag, an ice bag
- To carry out anthropometry

- To measure the blood pressure, heart rate, pulse
- To change bed linen
- To carry out patient decontamination
- To transport the patient
- To apply mustard poultice, cupping-glasses
- To apply heat compress
- To change underwear and bed linen
- To assist in taking a bath, feeding the patient
- To provide first aid in vomiting
- Provide first aid in fever
- To utilize medical waste

Have skills of

- Competent speech
- Measurement: blood pressure, heart rate, respiration rate, body temperature
- Hygienic patients cleaning
- Skills of care for seriously ill patients
- Work with the main of a product of medical assignment for patient care
- Algorithms of the simplest physiotherapy
- Patients transportation
- Compliance with the sanitary and epidemiological regime in the unit
- Physical cooling methods in fever
- Knowledge of a healthy lifestyle
- Ability to carry out individual and collective discussions to eliminate risk factors and the development of healthy lifestyle skills.

8. STRUCTURE AND CONTENTS OF THE EDUCATIONAL PRACTICE, CLINICAL PRACTICE (THERAPEUTIC PATIENT CARE, SURGICAL PATIENT CARE)

Total academic hours - 144, 4 - credit units.

№	Topics /Class type	Competences		Notes
		SS		
1	Preparatory stage: Organizational meeting. Safety instructions. Ethics and deontology of health care workers.	14	UC-3.1 UC-4.1 UC-5.3 GPC-6.1	Interview with the head of the practice of the Department; Briefing log of health and safety and notes in a diary.
2	Types and methods of sanitation education. Selection of the topic of sanitary and educational work.	16	UC-3.1 UC-4.1 UC-5.3 GPC-6.1	Compilation of the booklet on the chosen topic.
3	Hospital ER: Anthropometry Measurement: blood pressure, heart rate, respiration rate, body temperature Primary patients cleansing. Patient's transportation (transportation to the operating unit and from it, transportation on a stretcher during the ascent and descent of the stairs). Patient movement: from a bed to a wheelchair; from a wheelchair to a	16	UC-3.1 UC-4.1 UC-5.3 GPC-6.1	Filling out the diary of educational practice and the paper with levels of practical skills development.

	bed. Filling out medical documentation.			
4.	Somatic units: Sanitary-epidemiological regime of the somatic unit. Safety of health care workers. Prevention of nosocomial infections: frequency rate and rules of carrying out current and general cleaning in the wards and procedure room.. Prevention of HIV infection. Work with medical waste.	16	UC-3.1 UC-4.1 UC-5.3 GPC-6.1	Filling out the diary of educational practice and the paper with levels of practical skills development.
5.	Hygienic care of patients, including immobile ones. Position of the patient in a bed. Functional bed. Prevention and treatment of diaper rash and bedsores. Applying of bed-pan, urine - and a colostomy bag, intimate washing, syringing. Help to the patient in vomiting.	16	UC-3.1 UC-4.1 UC-5.3 GPC-6.1	Filling out the diary of educational practice and the paper with levels of practical skills development.
6.	Nutrition of patients. Feeding patients in the unit. Carrying out hygienic cleaning of patient's face and hands, his oral cavity before and after meals in bed. Cleaning, washing, disinfection and drainage of draining of cutlery and tableware after their use by patients. Cleaning of the pantry and dining rooms using disinfectants.	16	UC-3.1 UC-4.1 UC-5.3 GPC-6.1	Filling out the diary of educational practice and the paper with levels of practical skills development.
7.	Preparing patients to laboratory research methods. Preparing patients to instrumental methods of research.. The simplest physiotherapeutic procedures. Thermometry. Thermometers processing. Filling out a temperature list. Care of feverish patients. Interviews with patients to eliminate risk factors and the formation of healthy lifestyle skills.	16	UC-3.1 UC-4.1 UC-5.3 GPC-6.1	Filling out the diary of educational practice and the paper with levels of practical skills development.
8.	Surgical units: Regime of working in the unit. Sources of patient's infection in the surgical unit. Basics of asepsis. Care features f during planned and emergency operations. Organization of the operational block.	16	UC-3.1 UC-4.1 UC-5.3 GPC-6.1	Filling out the diary of educational practice and the paper with levels of practical skills development.

	Organization of work and sanitary regime in the operating room (types of cleaning, asepsis methods in operation). Care in the pre and postoperative periods.			
9.	Principles of sterilization center work: Pre-sterilization of tools processing, control of pre-sterilization processing and sterilization. Tools packing. Disinfection of medical tools, materials and care products for patients. First aid in case of disinfectants contacting with skin, mucous membranes, respiratory tract, digestive tract. General principles of devices operation intended to sterilize and asepticize of medical tools (steam autoclave, dry-air sterilizer, the ozone room, ultraviolet room).	16	UC-3.1 UC-4.1 UC-5.3 GPC-6.1	Filling out the diary of educational practice and the paper with levels of practical skills development.
10.	Test	2	UC-3.1 UC-4.1 UC-5.3 GPC-6.1	Control of practice diaries with a list of the mastered skills. Self-analysis of practice by students. Characteristics. Interview.
	Total	144		

9. REPORTING FORMS OF THE EDUCATIONAL PRACTICE, CLINICAL PRACTICE (THERAPEUTIC PATIENT CARE, SURGICAL PATIENT CARE)

Educational practice is distributed practice, it is held in the form of academic hours and self study work in the departments of hospitals of Surgut city, under the supervision of the medical staff.

In notebook (diary) students fill in the report of the done work in the Hospital Units.

9.1. Under the section of the educational practice, clinical practice (therapeutic patient care, surgical patient care) the student provides:

1. The practice diary.
2. The practice report.
3. Booklet of sanitary and educational work and report of sanitary and educational work in the Hospital Units.

Requirements for compiling a booklet:


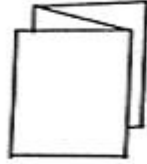

A correctly compiled booklet should include three main blocks:

1. Visual range
2. Informative material
3. Contact information.

To develop the design of the booklet, the following elements are required: logo, contact information, graphics (slides, photos, cliparts) and text information. If it is necessary, you can create graphs and charts to increase the visibility of information.

Externally, the booklet is a two-sided printed sheet, as a rule, bright and colorful, folded in various ways, for example, in half, accordion, in delto or in any other way that emphasizes the individuality of the

created booklet. It should not contain any fastening elements.



The information of the booklet should be clear; the font is well readable and images are understandable.

Contact information should always be clear and readable.

10. FUNDS OF ASSESSMENT TOOLS OF THE EDUCATIONAL PRACTICE, CLINICAL PRACTICE (THERAPEUTIC PATIENT CARE, SURGICAL PATIENT CARE)

10.1. Competence Assessment

Stage I: Formative assessment

The results are assessed in a four-grading scale:

- "excellent";
- "good";
- "satisfactory";
- "unsatisfactory".

Competency descriptor	Assessment	Grade	Assessment Criteria
Knows	<ul style="list-style-type: none"> • rules of disinfection and ways of sterilization of medical tools • sanitary-epidemiological regime of health facilities • prevention of HIV infection • prevention of nosocomial infection • rules of patient decontamination • mechanism of simple physiotherapeutic procedures actions • types of medical waste and rules to handle it • requirements to patient personal hygiene • types and stages of fevers • rules of monitoring febrile patients 	Excellent	The student reveals the full content of the subject theory; is well-informed about the subject, gives the right answers to all of the questions offered.
		Good	The student demonstrates knowledge on the subject, but there may be some slight inaccuracies.
		Satisfactory	The student makes significant mistakes, has little knowledge of the material.
		Unsatisfactory	The student cannot represent an answer to the question stated or gives a completely wrong answer, cannot answer properly to the majority of questions, tasks and additional questions.

	<ul style="list-style-type: none"> • algorithms of measurement of blood pressure, heart rate, respiration rate, anthropometry 		
Knows	<ul style="list-style-type: none"> • rules of disinfection and ways of sterilization of medical tools • sanitary-epidemiological regime of health facilities • prevention of HIV infection • prevention of nosocomial infection • rules of patient decontamination • mechanism of simple physiotherapeutic procedures actions • types of medical waste and rules to handle it • requirements to patient personal hygiene • types and stages of fevers • rules of monitoring febrile patients • algorithms of measurement of blood pressure, heart rate, respiration rate, anthropometry 	<p>Excellent</p> <p>Good</p> <p>Satisfactory</p> <p>Unsatisfactory</p>	<p>The student performs the manipulation correctly substantiating every stage; complies with the requirements of the sanitary-epidemiological regime, his own safety and the safety of the patient. Indications and contraindications to medical manipulations are fully defined.</p> <p>Observations diary is carelessly filled and reflects the main stages of activity.</p> <p>The student performs the manipulation with minor violations at every stage; complies with the requirements of the sanitary-epidemiological regime, his own safety and the safety of the patient. Indications and contraindications to medical manipulations are defined.</p> <p>The student performs the manipulation with significant violations at every stage; complies with the requirements of the sanitary-epidemiological regime, his own safety and the safety of the patient. Indications and contraindications to medical manipulations are defined.</p> <p>The student performs the manipulation incorrectly at every stage; doesn't comply with the requirements of the sanitary-epidemiological regime, his own safety and the safety of the patient. Indications and contraindications</p>

			to medical manipulations are not defined.
Have skills of	<p>Competent speech</p> <ul style="list-style-type: none"> • Measurement: blood pressure, heart rate, respiration rate, body temperature • Hygienic patients cleaning • Skills of care for seriously ill patients • Work with the main of a product of medical assignment for patient care • Algorithms of the simplest physiotherapy • Patients transportation • Compliance with the sanitary and epidemiological regime in the unit • Physical cooling methods in fever • Knowledge of a healthy lifestyle • Ability to carry out individual and collective discussions to eliminate risk factors and the development of healthy lifestyle skills. 	Excellent	<p>The student has full knowledge of all the proposed skills and correctly interprets them. He has skills of the rules of asepsis and antisepsis and observes his safety and patient' safety.</p>
		Good	<p>The student basically correctly performs the proposed skills, substantiates and them and can independently correct the individual mistakes identified by the teacher. He has skills of the rules of asepsis and antisepsis and observes his safety and patient' safety.</p>
		Satisfactory	<p>The student focuses primarily on practical skills, but makes a number of significant mistakes, which are corrected with the help of a teacher. He has skills of the rules of asepsis and antisepsis and observes his safety and patient' safety.</p>
		Unsatisfactory	<p>The student failed the proposed tasks, cannot correctly interpret his actions and cannot cope with the additional tasks. He doesn't have skills of the rules of asepsis and antisepsis and doesn't observe his safety and patient' safety.</p>

10.2. The results of the midterm assessment

Stage II: The results are assessed in a two-grading scale:

- “passed”;
- “failed”

Credit of the results of the educational practice, clinical practice (therapeutic patient care, surgical patient care) is carried out the last day of practice according to the diary entries, certified by the head of the practice; characteristics, chart of practical skills and self-analysis of students.

At the final meeting the shortcomings of the practice and ways to overcome them are discussed by the representatives of hospital units, students are informed of the results of the practice:

Students who were late to the practice or didn't come to it, it is necessary to work all the missed hours in their free time under the supervision of the teacher and the head nurse of the unit; to present a diary and a characteristics, a chart of skills and self-analysis to the head of the practice and manage the credit of the practice.

When the credit is passed, the heads of the practices fill out credit records and the practice report. The originals of the credit records are submitted to the Curriculum & Instruction Department of the Medical Institute, and copies are added to the report and saved to the practice department.

11. COURSE (MODULE) RESOURCES				
11.1. Recommended Literature				
6.1.1. Core				
	Authors	Title	Publish., year	Quantity
1.	Oslopov V.N., Bogoyavlenskaya O.V.	General Care of a Patient	М. : ГЭОТАР-Медиа, 2019.	electronic resource
2.	Claire Boyd. Chichester : Wiley-Blackwell.	Boyd, Claire Boyd. Clinical Skills for Nurses [Text] /	A John Wiley & Sons, Ltd., Publication, cop. 2013. 212 p. : ill. (electronic resource
3.	D. Hagler ; Sharon L. Lewis [et al.] ; Prepared by Debra Hagler. 10th Edition	Clinical Companion to Medical-Surgical Nursing [Text] : Assessment and Management of Clinical Problems	Amsterdam : Elsevier, cop. 2017. 804, [1] p. : ill.	electronic resource
6.2. Internet resources				
6.3.1 Software				
6.3.1.1	Operational system Microsoft, applied programs pack Microsoft Office			
6.3.1.2	Internet access (Wi-Fi)			
6.3.2 Information Referral systems				
6.3.2.1	E-data bases: РГБ, Orbicon, Medline.			
6.3.2.2	Student Consultant http://www.studmedlib.ru			

12. SPECIAL CONDITIONS OF THE EDUCATIONAL PRACTICE, CLINICAL PRACTICE (THERAPEUTIC PATIENT CARE, SURGICAL PATIENT CARE) FOR INDIVIDUALS WITH DISABILITIES

In accordance with the requirements of the State Programme of the Russian Federation "Available Environment" 2011-2020 years, in particular, sub-programme 1, "ensuring the accessibility of priority facilities and services in vital spheres of life for people with disabilities and limited mobility» every medical organizations which are the clinical bases of the passing educational and professional practices have the characteristics of "barrier-free environment" for students with disabilities of the Medical Institute.

Currently, the University buildings are equipped by the main types of availability. The entrance is equipped by a ramp and handrails, the necessary information signs and icons are placed on the territory of the hospital complex. In the establishment there is a special sanitary and hygienic room for people with limited mobility. The building is equipped by a passenger-and-freight lift, that's why visiting the offices located on the ground, second and third floors of the University is absolutely available.